

HELPFUL HINTS FOR TREATMENT OF ORGANIC DAIRY COWS

Hubert J. Karreman, VMD

This guide is intended for veterinarians **only**, as professional clinical judgment is often needed when assessing each case presented. As veterinarians know, there easily can be two or three conditions occurring simultaneously with cumulative effects on the patient. The severity of symptoms should serve as a guide as to what kind of treatment is necessary for the well-being of the animal i.e. is there time enough so we can try natural treatments and wait for a response? Or is there an absolutely life threatening infection (i.e. generalized peritonitis) that necessitates antibiotics for the welfare of the animal? This is where clinical judgment is paramount and this is based not only on previous experience but also professional medical training. The protocols outlined below try to be as concise and simple as possible, relying on a handful of biologics, botanicals, antiseptics and fluid therapies that all have a rational basis in therapeutics.

It should be noted that farmers will often have homeopathic remedies and many other natural remedies often found on organic farms that are usually OK for organics. Many times the farmer has already used his/her remedies but they need stronger medicine – thus calling in the veterinarian (“whatever it takes doc, just no antibiotics or hormones please”). This simple “cookbook” serves this purpose. Farmers may challenge a veterinarian to use more “gentle” methods than outlined here; however, the treatments described are OK for organics and therefore can be used as needed.

If the conscientious and busy veterinarian has the following protocols ready to use, there is no absolute need to learn about the myriad of other treatment modalities in detail unless the individual genuinely finds natural treatments interesting (which may well be the case!).

Coliform Mastitis

IV Dextrose with 60-90cc PhytoBiotic (herbal antibiotic tincture), 100cc Hyper Immune Plasma (HIP) or commercial (PolySerum or BoviSera), 2 bottles Vitamin C, 1 CMPK (depends on age), 1-2 L Hypertonic Saline solution (HSS). The PhytoBiotic and HIP are the “active medicines” the others are more of a support. Pump stomach if animal does not drink after IV HSS. This is critical as fluids will be drawn from other compartments to address hypertonicity in the bloodstream. However, if a cow does not drink after IV HSS, the prognosis for systemic recovery is worse i.e. toxicity may have passed a critical threshold.

The HIP needs to be warmed up rapidly in hot water (but not *too* hot) in order to dissolve any possible fatty molecules. Pour it into the funnel of the IV line. Put it in just after the bottle of Dextrose & PhytoBiotic combination. HIP can be given SQ, IM or IV while BoviSera or PolySerum given IV has the real risk of anaphylaxis (have epinephrine on hand – OK for organics)

I dispense 20 capsules Get Well (herbal antibiotic powders) as a follow-up to the IV treatment in infectious diseases in general. Rx: PO 2 bid x 5 days. The farmers usually have some type of peppermint essential oil product to rub on the quarter as needed.

On bill, write down Dextrose, herbal “antibiotic” tincture (PhytoBiotic), Vitamin C and electrolytes and herbal “antibiotic” powders (Get Well boluses).

Pneumonia

Same coliform mastitis, minus the hypertonic saline and CMPK. The BoviSera or PolySerum probably works better than the HIP at this point until I begin to manufacture a specific respiratory HIP (which is in the works).

Scours

If they eat normally, this is pretty easy to clear up: Rx: feed no ensiled feeds, feed only dry grass hay and give probiotics of choice. This should normalize the rumen and gut unless Johnes is presenting. If pumping the stomach, PO Mineral oil and activated charcoal in 5 gallons of water with BlueLite. The mineral oil is not absorbed by the gut and as the gut is lined by epithelial cells, this is staying “topical”. Yes it is a stretch of the term but mineral oil is allowed for topical lubrication in organics, which we are using it for in this case. Any activated charcoal used has to be from vegetable derived sources, not derived from bone meal. The product available from PVP is such. The Blue-Lite is just a commercial name for salts and sugars (electrolytes) which are OK for organics.

If suspected **Salmonella**, treat with fluids same as for Coliform Mastitis, definitely using the Hyper Immune Plasma (IV or SQ) or BoviSera/PolySerum and dispense the Get Well boluses. Follow up of Bismuth if you want (OK for organics).

Ketosis

IV Dextrose with B vitamins if you like. Dispense Glycerin (not propylene glycol). Rx: PO 8 oz. twice daily as needed. The glycerin must be vegetable derived (then it is considered natural and OK for organics). Be careful as it can be derived from diesel fuel and that would not be OK for organics.

Off-feed (not a twist)

Give IV calcium (depending on age +/- associated milk production, etc) and dextrose if needed. Call the calcium “electrolytes” to avoid red-flagging by certifiers. Pump stomach with the alfalfa meal and open up 4 Jump Start (herbal bitters powders) capsules into bucket to pump from. Dispense 16 Jump Start capsule Rx: PO 2 caps. Bid x 4 days.

Twisted Stomach/ DA

Do the surgery. I use 1-1.5cc xylazine IV to drop them, and then I give 1cc butorphanol IM once they are rolled up. Lidocaine is allowed but it is a 7 day milk withhold, which most guys don’t mind terribly. But the Xylazine and butorphanol are only 48-72 milk withholds. Can use tolazoline to reverse if using xylazine. SEE NOTE AT END OF PAPER

Impacted Rumen

Pink pills are OK (Magnesium oxide/hydroxide). They also contain ginger and capsicum. Pump stomach with fluids. Farmer can follow up with probiotic of choice (farmers almost always have them)

Calf Scours (can stand)

1 Hyper Immune Plasma SQ and leave a bottle to give in 24-48 hours (or use BoviSera / PolySerum). Resorb® 3-4 times daily as needed. Dispense Hematinic. Rx: PO 10cc s.i.d. x 7 days. **Formula for electrolytes:** 8 tablespoons honey, 2 teaspoons baking soda, 2 teaspoons salt in 1 gallon water.

Calf Scours (down, significant dehydration)

1 Hyper Immune Plasma IV (or BoviSera/ PolySerum SQ/IM), then IV 800cc lactated ringers/100cc Bicarb/100cc dextrose if possible. ReSorb® (electrolytes) follow up PO. Dispense tube feeder if needed and show how to use it properly. Farmer should feed calf 3-4 times daily to re-hydrate.

Calf blindness (PEM)

20cc Thiamine IV and dispense thiamine for 20cc IM b.i.d. x 4 days. Careful for anaphylaxis (have epinephrine ready)

Umbilical abscess

Aspirate first to make sure it is an abscess then open and drain and flush with peroxide. I usually make an “X” mark on the most ventral point to allow gravity drainage. Farmer can spray area closely to saturate with iodine tincture (OK for organics)

Retained Placenta

Remove if possible at 5 days fresh when it wants to slide out (not usually possible prior to 5 days). I then place 4 iodine pills. Can repeat 3-4 pills I.U. s.i.d. or b.i.d. as warranted. These are easily accessible (I-O-Dine pills from PVP) and cheap to use. Calvings due to twinning, hard extraction or aborted early will always take longer for the placenta to tease out. Never snap the placenta as the remainder will stay in the uterus and the cervix will close without any placenta coming through it. It is necessary to be “aggressive” in keeping the uterine environment as antiseptic as possible during the first 10-18 days if a metritis is present. Failure to do so easily leads to a chronic pyometra which, in my experience with various attempts at cleansing and correcting, will lead to removal of the cow due to chronic uterine infection and infertility.

Mastitis

If clinical, I usually dispense PhytoMast tubes (1 tube q12h x 4) and recommend Biocel CBT (30cc SQ s.i.d. x 3 days). Injecting the SQ shots at the reflection of the udder and the leg on the side of the mastitis may be better (acupuncture point K10)

High SCC

This of course can be due to environmental stresses or internal immune suppression. Culture to see if contagious or environmental etiology. General approach is to use Biocel CBT as described above (or other colostrum whey products like Impro injectables). Immunoboost® stimulates the non-specific immune system (IFN- γ) – 5cc IM one time can drop SCC for up to 2 months (good to remember for drying off certain cows). MuSe injection once weekly for a few weeks (2cc/100lbs SQ/IM).

Pink Milk

IV Calcium (electrolytes) and 1 bottle Vitamin C. Vitamin K 100cc SQ one time. Keep the cow from moving about.

Cut teat or cut milk vein, etc.

Sedate and stitch. Give lactated ringers, 2-3 L, IV (electrolytes) or transfuse if need be.

Killing a quarter

Use 60cc Nolvasan in quarter for 4 milkings in a row without stripping out. Using iodine can cause a pretty severe inflammatory reaction in the quarter and concomitant use of flunixin is recommended in the literature.

Hardware

Magnet and PhytoBiotic and good luck. The farmers rarely go for the antibiotic on these. They have strong faith in the magnet and PhytoBiotic, though I have much stronger faith in penicillin in obvious hardware cases.

Peritonitis

It is not always easy to diagnose peritonitis. I usually consider it when there is a low grade fever (102.6-103) and there is no other obvious cause of the fever but the cow is off-feed and the rumen is inactive resulting in a very mild bloat. Seeing a full or bloated appearance bilaterally is more significant yet. If on rectal palpation it is obvious that the colon is straight and turgid, a presumptive diagnosis of generalized peritonitis can be made. For the animal's welfare, penicillin is the most effective treatment. Sometimes there may be a more localized peritonitis due to a septic metritis and resultant peri-metritis with leakage of septic fluid into the local area. Sometimes this condition is found incidentally during a herd check (not active infection, just the adhesions between the uterus and rumen or body wall are detectable. These adhesions usually take about 5 months to

“free-up” and the cow may become pregnant after that time. However, if it is in the peri-parturient time, an active peri-metritis can lead to a generalized peritonitis but then again it may not. These animal needs to be watched very closely and be put on penicillin within 24-36 hours if no improvement with iodine pills IU and other treatments for infectious disease (see Coliform Mastitis).

Pasture Bloat (usually these are just a phone call type situation)

1 pint vegetable oil, walk the cow around, repeat 1 pint vegetable oil in 15 minutes. Usually works fine except if they are really too far into it.

Grain Overload

Activated charcoal and mineral oil with not much water (if first 12 hours). IV Bicarb, 300cc, and lots of lactated ringers (2-4 liters).

Colic

1 gallon Mineral oil + flunixin. If tight mesenteric band palpable, advise that a torsion may occur and if no better within 8-12 hours, surgery will probably be needed. More often than not, scours will have occurred. Allow the animal to walk around freely (i.e. do not tie into a stall).

Blood loss (due to cut milk vein, etc. – not internal bleeding)

IV lactated ringers (4-5 liters if needed). Transfusion if really needed – can only use citric acid for the anticoagulant. While heparin was voted to not be allowed by NOSB, since epinephrine has been deemed as natural by FDA (and therefore allowed by NOP), heparin should actually also be since it is derived directly from porcine gut mucosa. However, stick with citric acid if possible.

Parasites

Ivermectin is allowed for an emergency/infestation if diagnosed by a veterinarian (usually good to run a fecal). Amprolium is not allowed. If a mixed infection (strongyles and coccidia) treat for the strongyles and then also dispense Hematinic Rx: PO 10-15cc s.i.d. x 7 days.

External Parasites

Sulfur powder worked in to area or mixed with tobacco dust or diatomaceous earth. Repeat in 7 days to get the nits which hadn't hatched out yet.

Pinkeye

2-3cc of animal's own serum or HIP as a subconjunctival injection one time. Sedate with xylazine and butorphanol. Could do an eyelid flap suture. Can spray affected eye with serum/plasma as well.

Allergic reaction

Epinephrine. Tripleenamine (Recovr®) is not allowed

Lumpy Jaw

Sodium iodide IV, repeat weekly for 3 weeks. Best to also use 500cc dextrose with 90cc PhytoBiotic and 250-500cc Vitamin C at initial treatment. Farmer can follow-up with 15cc PhytoBiotic PO t.i.d. x 3-4 days.

Abscess

Open and flush with hydrogen peroxide.

Foot Rot

Cleanse area with H₂O₂ and then Iodine tincture. Then mix just enough Betadine (Povidone iodine) with sugar to make thick paste and apply. Repeat in 2-3 days. Same for a strawberry but make sue that the most superficial

layer of the strawberry is “peeled away” or abraded so paste has good contact. Repeat the cleanse and wrap in 3-4 days.

Cow not showing heat but good body condition and a CL on ovary

Use Heat Seek botanical (herbal fertility powder) boluses. 1 capsule every other day for 6 doses

Cystic

Try to gently rupture. Or, same as above but double the length of treatment time for 12 doses. Or can inject 5cc vit. B12 in the depressions in the intervertebral areas of the paravertebral ribs (short ribs). These are acupuncture points specific for cysts.

Pyometra

If found in cow fresh >2 months, bad news. Nothing works except possibly manual removal of CL. If prior to 30-40 days, using 20cc Iodine Tincture (7%) with 40cc Hypertonic saline (electrolytes) could help.

YOU CANNOT USE ANTIBIOTICS, DEXAMETHASONE, PG, GnRH ...without removal from herd - FOREVER.

FLUNIXIN, XYLAZINE, BUTORPHANOL, FUROSEMIDE, POLOXALENE ARE GOING TO BE ALLOWED, BUT THEY ARE NOT YET ALLOWED.

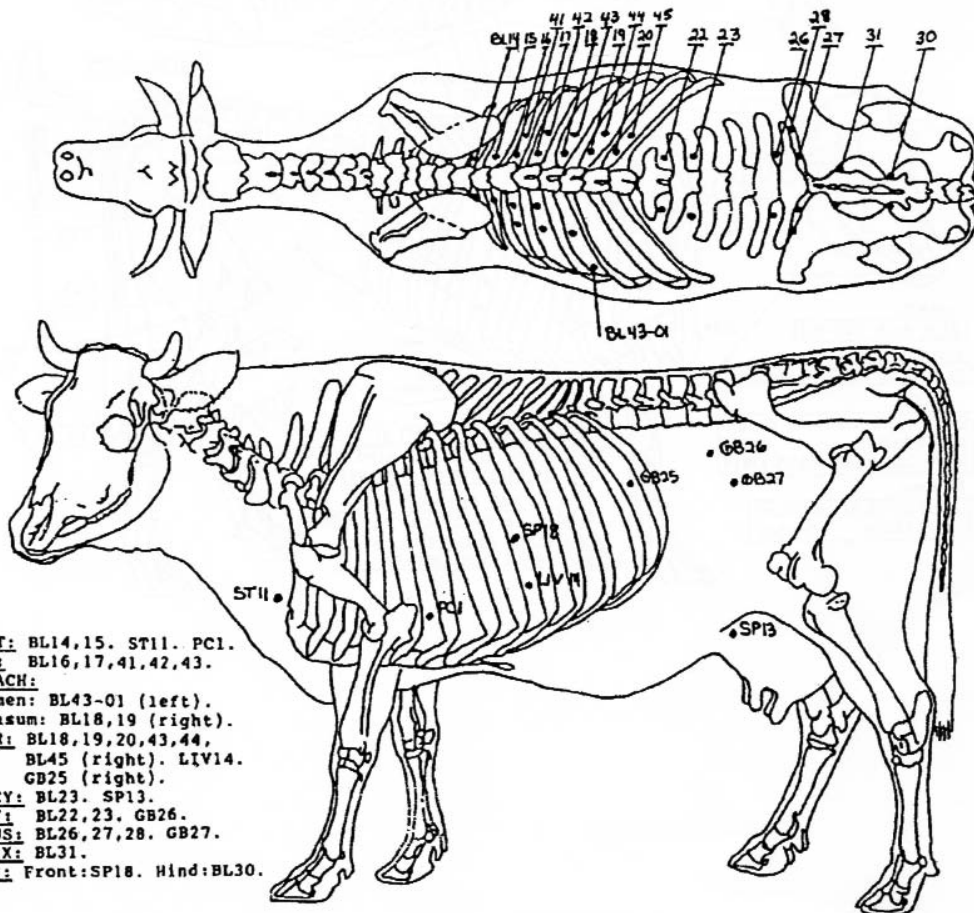
Therefore, use of these could remove an animal from production. Use very, very conservatively and only in emergencies. Most certifiers have a heart when it comes to emergency surgeries. Also they know that the USDA, in consultation with FDA, has proposed these to be allowed on July 17, 2006.

Kothbauer's

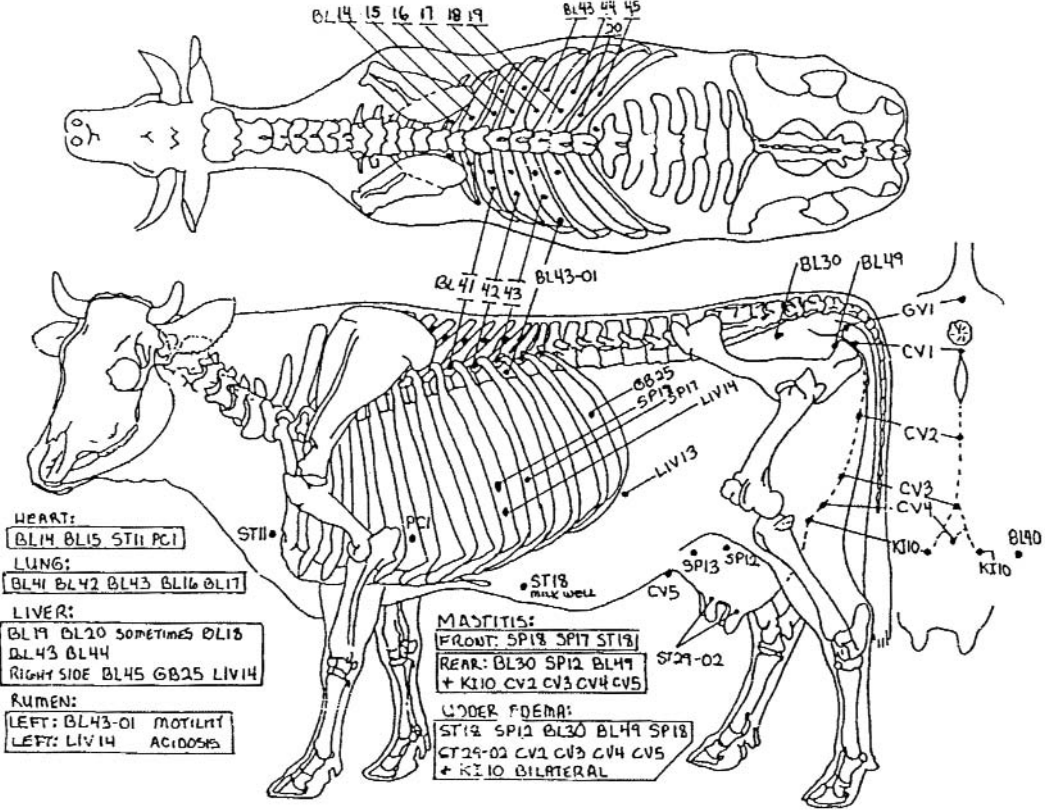
Diagnostic

Pain

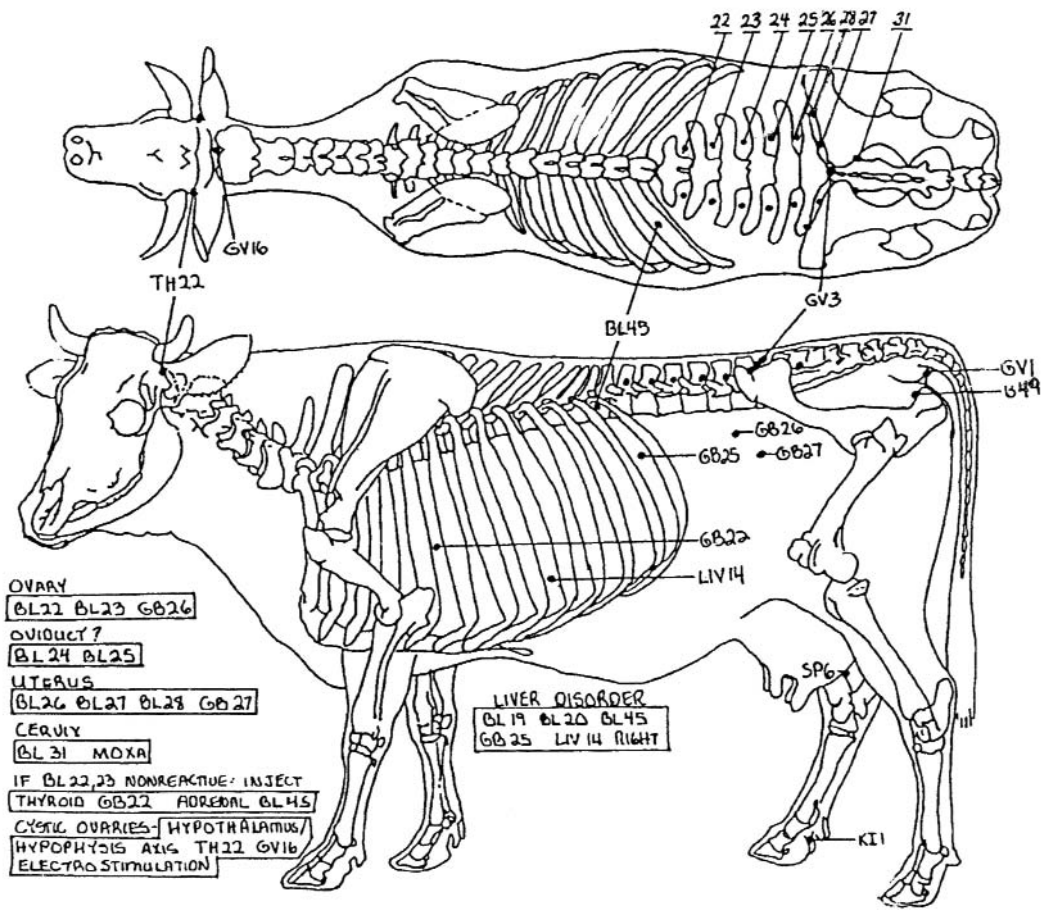
Points



TREATMENT POINTS



Reproductive Points



TEXT BOOKS FOR ORGANIC VETERINARY MEDICINE

Albrechtsen, J., D.V.M. *The Sterility of Cows, Its Causes and Treatment.*

Alexander Eger Publisher, Chicago, 1917. **(CVM)**

Alexander, A.S., D.V.M. *The Veterinary Adviser.* Orange Judd Pub. Co., New York, 1929. **(CVM)**

Alexander, A.S., D.V.M. *Udder Diseases of the Cow.* Richard G. Badger, Pub., Boston, 1929. **(CVM)**

Arthur, G., Noakes, D., and Pearson, H. *Veterinary Reproduction and Obstetrics.* 6th ed. Bailliere Tindall, London, 1983. **(CVM)**

Baker, E.T., D.V.M. *The Home Veterinarian's Handbook.* The MacMillan Company, New York, 1945. **(CVM)**

Boericke, W., M.D. *Materia Medica and Repertory.* 9th ed. B. Jain Publishers Pvt. Ltd., New Delhi, India, 1994. **(MH)**

Burkett, W., D.V.M. *The Farmer's Veterinarian.* Orange Judd Pub. Co., New York, 1913. **(CVM)**

Coleby, Pat. *Natural Cattle Care.* Acres U.S.A., Austin, Texas, 2001. **(LV)**

Chuan, Yu, D.V.M. *Traditional Chinese Veterinary Acupuncture and Moxibustion.* China Agricultural Press, Beijing, 1995. **(VA)**

Dadd, G.H. *American Cattle Doctor.* Orange Judd Pub. Co., 1897. **(EV)**

Day, C., M.R.C.V.S. *The Homeopathic Treatment of Beef and Dairy Cattle.* Beaconsfield Publishers Ltd., Bucks, England, 1995. **(VH)**

de Bairicli Levy, J. *The Complete Herbal Handbook for Farm and Stable.* Faber & Faber, Boston, 1984. **(LV)**

Der Marderosian, A. and Liberti, L. *Natural Product Medicine.* George F. Stickley Co., Philadelphia, 1988. **(BM)**

Duke, J. *The Green Pharmacy.* Rodale Press, Emmaus, PA, 1997. **(BM)**

Dun, Finlay, D.V.M. *Veterinary Medicines.* 12th ed. David Douglas, Edinburgh, 1910. **(CVM)**

Ellingwood, F., M.D. *American Materia Medica, Therapeutics and Pharmacognosy.* Eclectic Medical Publications, Sandy, OR, 1998. **(EM)**

Felter, H.W., M.D. *The Eclectic Materia Medica, Pharmacology and Therapeutics.* Eclectic Medical Publications, Sandy, OR, 2002. **(EM)**

Felter, H.W., M.D. and Lloyd, J.U. *King's American Dispensatory.* 18th ed. Vol. I & II. Eclectic Medical Publications, Sandy, OR, 1997. **(EP)**

Fish, Pierre A., D.V.M. *Veterinary Doses and Prescription Writing*. 6th ed. The Slingerland-Comstock Pub. Co., Ithaca, 1930. **(CVM)**

Foster, S. and Duke, J. *Peterson Field Guides Eastern/Central Medicinal Plants*. Houghton Mifflin Company, Boston, 1990. **(BM)**

Gibson, D., M.D. *Studies of Homeopathic Remedies*. Beaconsfield Publishers Ltd., Bucks, England, 1987. **(MH)**

Grainger, J. and Moore, C. *Natural Insect Repellents*. The Herb Bar, Austin, Texas, 1991. **(LV)**

Grosjean, N. *Veterinary Aromatherapy*. C.W. Daniel Co. Ltd., Essex, England, 1994. **(LV)**

Harrower, H., M.D. *Practical Organotherapy: The Internal Secretions in General Practice*. 2nd ed. The Harrower Laboratory, Glendale, CA, 1920. **(CM)**

Herbal Research Publications, ed. *Naturopathic Handbook of Herbal Formulas*. 4th ed. Herbal Research Publications, Inc., Ayer, MA, 1995. **(BM)**

Humphreys, F., M.D., D.V.M. *Manual of Veterinary Specific Homeopathy*. 3rd ed. Specific Homeopathic Medicine Co., New York, 1881. **(HV)**

Jones, Eli G., M.D. *Definite Medication*. The Therapeutic Publishing Company, Inc., Boston, 1911. **(EM)**

Jones, Eli G., M.D. *Reading the Eye, Pulse and Tongue for the Indicated Remedy*. Buckeye Naturopathic Press, East Palestine, OH, 1989. **(EM)**

Jousset, Pierre., M.D. *Practice of Medicine: Containing the Homeopathic Treatment of Diseases*. A.L. Catterton & Co., New York, 1901. **(MH)**

Kothbauer, O. D.M.V. *Veterinary Acupuncture*. Zweimuhlen Verlag GmbH, Munchen, Germany, 1999. **(VA)**

Lewis, W. and Elvin-Lewis, M. *Medical Botany, Plants Affecting Man's Health*. John Wiley & Sons, New York, 1977. **(BM)**

Lloyd, J.U. "A Treatise on Nux Vomica." *Drug Treatise Number VIII*. Lloyd Brothers, Cincinnati, 1904. **(EP)**

Lloyd, J.U. "A Treatise on Libradol: An External Remedy for Pain." *Drug Treatise Number XVIII*. Lloyd Brothers, Cincinnati, 1907. **(EP)**

Lloyd, John Uri. *The Eclectic Medical Journal*. Lloyd Brothers, Cincinnati, March 1914. **(EP)**

Lust, John. *The Herb Book*. Benedict Lust Publications, New York, 2001. **(BM)**

Macey, Anne, ed. *Organic Livestock Handbook*. Canadian Organic Growers, Ottawa, Canada, 2000. **(AG)**

MacLeod, G., M.R.C.V.S. *The Treatment of Cattle by Homeopathy*. C.W. Daniel Co. Ltd., Essex, England, 1981. **(VH)**

Mattison, M., D.V.M. "Bovine Acupuncture for Non-Acupuncturists." Short course, Colorado State University, School of Veterinary Medicine. July 12, 2000. **(VA)**

Milks, H.J., D.V.M. *Practical Veterinary Pharmacology, Materia Medica and Therapeutics*. 4th ed. Bailliere, Tindall and Cox, London, 1940. **(CVM)**

Morrison, F. *Feeds and Feeding*. 21st ed. The Morrison Publishing Co., Ithaca, NY, 1949. **(AG)**

Mowry, D. *Next Generation Herbal Medicine*. 2nd ed. Keats Publishing, Inc., New Canaan, CT. 1990. **(BM)**

Mowry, D. *The Scientific Validation of Herbal Medicine*. Keats Publishing, Inc., New Canaan, CT. 1986. **(BM)**

M.R.C.V.S., An. *The Farm Vet*. MacDonald & Martin, London, 1914. **(CVM)**

Murphy, B. *Greener Pastures on Your Side of the Fence*. 4th ed. Arriba Publishing, Colchester, VT., 1998. **(AG)**

Muse, M., R.N. *Materia Medica, Pharmacology and Therapeutics*. W.B. Saunders Co., Philadelphia, 1937. **(CM)**

Nuzzi, Debra. *Pocket Herbal Reference Guide*. The Crossing Press, Freedom, CA. 1992. **(BM)**

Osweiler, G., D.V.M. *Toxicology*. Lippincott Williams & Wilkins, Philadelphia, 1996. **(CVM)**

Potter, S., M.D. *Handbook of Materia Medica, Pharmacy, and Therapeutics*. P. Blakiston, Son & Co., Philadelphia, 1897. **(CM)**

Rebhun, W.C., D.V.M. *Diseases of Dairy Cattle*. Lippincott Williams & Wilkins, Baltimore, 1995. **(CVM)**

Richardson, Josiah. *The New-England Farrier, and Family Physician*. Josiah Richardson, Exeter, 1828. **(CVM)**

Roberts, D., D.V.M. *Practical Home Veterinarian*. 15th ed. Dr. David Roberts Veterinary Co., Waukesha, WI, 1913. **(CVM)**

Schoen, A. and Wynn, S. *Complementary and Alternative Veterinary Medicine, Principles and Practice*. Mosby, Philadelphia, 1998. **(BM)**

Scudder, J., M.D. *Specific Diagnosis: A Study of Disease with Special Reference to the Administration of Remedies*. Wilstach, Baldwin & Co., Printers, Cincinnati, 1874. **(EM)**

Scudder, J., M.D. *Specific Medication and Specific Medicines*. 10th ed. John M. Scudder & Sons Medical Publishers, Cincinnati, 1893. **(EM)**

Shaller, J., M.D. *A Therapeutic Guide to Alkaloidal Dosimetric Medication*. The Clinic Publishing Co., Chicago, 1905. **(EM/CM)**

Sheaffer, C.E., V.M.D. *Homeopathy for the Herd*. Acres U.S.A., Austin, Texas, 2003. **(VH)**

Stamm, G.W., D.V.M. *Veterinary Guide for Farmers*. Windsor Press, New York, 1950. **(CVM)**

Stedman, T. *Stedman's Medical Dictionary*. 25th ed. Williams & Wilkins, Baltimore, 1990. **(CM)**

Steffen, M., D.V.M. "Special Veterinary Therapy." *American Journal of Veterinary Medicine*. (1914). **(CVM)**

Steiner, R. *Agriculture*. Bio-Dynamic Agricultural Association, London, 1958. **(AG)**

Titus, Nelson N. *The American Eclectic Practice of Medicine as Applied to the Diseases of Domestic Animals*. N.N. Titus, Union, NY, 1865. **(EV)**

Transactions of the National Eclectic Medical Association. Vol. XVI (1889). **(EM)**

Transactions of the National Eclectic Medical Association. Vol. XXII (1895). **(EM)**

Transactions of the National Eclectic Medical Association. Vol. XXXIII (1905). **(EM)**

Tyler, M.L., M.D. *Homeopathic Drug Pictures*. Homeopathic Publishing Co., London, 1944. **(MH)**

Udall, D.H., D.V.M. *The Practice of Veterinary Medicine*. 4th ed. Ithaca, 1943. **(CVM)**

Udall, D.H., D.V.M. *Veterinarian's Handbook of Materia Medica and Therapeutics*. The MacMillan Company, New York, 1922. **(CVM)**

Varlo, Charles. *A New System of Husbandry*. Vol. 1. Philadelphia, 1785. **(CVM)**

Vitoulkas, G. *The Science of Homeopathy*. Grove Weidenfeld, New York, 1980. **(MH)**

Waterman, G.A., D.V.M. *The Practical Stock Doctor*. F.B. Dickerson Company, Lincoln, NE, 1925. **(CVM)**

West, C. *Australian Tea Tree Oil: First Aid for Animals*. Kali Press, Pagosa Springs, CO, 1998. **(LV)**

Winslow, K., D.V.M. *Veterinary Materia Medica and Therapeutics*. 8th ed. American Veterinary Publishing Co., Chicago, 1919. **(CVM)**

AG = Agricultural
BM = Botanical Medicine
CM = Conventional Medicine
CVM = Conventional Veterinary Medicine
EM = Eclectic Medicine
EP = Eclectic Pharmacy
EV = Eclectic Veterinary
LV = Lay Veterinary
MH = Medical Homeopathy
VA = Veterinary Acupuncture
VH = Veterinary Homeopathy

Articles on Natural Medicines

Abaineh, D. and Sintayehu, A. "Treatment Trial of Subclinical Mastitis with Herb *Persicaria senegalense* (Polygonaceae)." *Tropical Animal Health and Production* Vol. 33 (2001): 511-519.

Ademola, I.O. "Anthelmintic Activity of Extracts of *Spondias mombin* Against Gastrointestinal Nematodes of Sheep: Studies in vitro and in vivo." *Tropical Animal Health and Production* Vol. 37 No. 3 (Apr. 2005): 223-235.

Aly, A. "Licorice: A Possible Anti-Inflammatory and Anti-Ulcer Drug." *AAPS PharmSciTech* Vol. 6 No. 1 (2005): E74-E82.

Assis, L.M. "Ovicidal and Larvacidal Activity in vitro of *Spigelia anthelmia* Linn. Extracts on *Haemonchus contortus*." *Veterinary Parasitology* Vol. 117 No. 1-2 (3 Nov. 2003): 43-49.

Benie, T. and Thieulant, M.L. "Interaction of Some Traditional Plant Extracts with Uterine Oestrogen or Progesterin Receptors." *Phytotherapy Research* Vol. 17 (2003): 756-760.

Biziulevichius, G.A. "In vivo Studies on Lysosubtilin: 1. Efficacy for Prophylaxis and Treatment of Gastrointestinal Disorders in Newborn Calves." *Veterinary Research* Vol. 28 (1997): 19-35.

Biziulevichius, G.A. "In vivo Studies on Lysosubtilin: 2. Efficacy for Treatment of Post-Partum Endometritis in Cows." *Veterinary Research* Vol. 29 (1998): 47-58.

Biziulevichius, G.A. "In vivo Studies on Lysosubtilin: 3. Efficacy for Treatment of Mastitis and Superficial Lesions of the Udder and Teats in Cows." *Veterinary Research* Vol. 29 (1998): 441-456.

Biziulevichius, G.A. "Comparative Antimicrobial Activity of Lysosubtilin and Its Acid-Resistant Derivative, Fermosorb." *International Journal of Antimicrobial Agents* Vol. 20 (2002): 65-68.

Burgos, R.A. "14-Deoxyandrographolide as a Platelet Activating Factor Antagonist in Bovine Neutrophils." *Planta Medica* Vol. 71 No. 7 (July 2005): 604-608.

Burris, T.P. "The Hypolipidemic Natural Product Guggulsterone Is a Promiscuous Steroid Receptor Ligand." *Molecular Pharmacology* Vol. 67 (2005): 948-954.

Choi, E.M. and Hwang, J.K. "Anti-Inflammatory, Analgesic and Antioxidant Activities of the Fruit of *Foeniculum vulgare*." *Fitoterapia* Vol. 75 No. 6 (Sept. 2004): 557-565.

Dadalioglu, I. "Chemical Compositions and Antibacterial Effects of Essential Oils of Turkish Oregano (*Origanum minutiflorum*), Bay Laurel (*Laurus nobilis*), Spanish Lavender (*Lavandula stoechas*), and Fennel (*Foeniculum vulgare*) on Common Foodborne Pathogens." *J. Agric. Food Chem.* Vol. 52 (2004): 8255-8260.

DeBosscher, K. "A Fully Dissociated Compound of Plant Origin for Inflammatory Gene Repression." *PNAS* Vol. 102 No.44 (1 Nov. 2005): 15827-15832.

Delves-Broughton, J. "Applications of the Bacteriocin, Nisin." *Antonie Van Leeuwenhoek* Vol. 69 No. 2 (1996): 193-202.

Du, A. and Hu, S. "Effects of a Herbal Complex Against *Eimeria tenella* Infection in Chickens." *J. Vet. Med. B Infect. Dis. Vet. Public Health* Vol. 51 No. 4 (2004): 194-197.

Emmanuel, N. Ali. "Treatment of Bovine Dermatophilosis with *Senna alata*, *Lantana camara* and *Mitracarpus scaber* Leaf Extracts." *Journal of Ethnopharmacology* Vol. 86 (2003): 167-171.

Fang, H. "Modulation of Human Humoral Immune Response Through Orally Administered Bovine Colostrum." *FEMS Immunology and Medical Microbiology* Vol. 31 No. 2 (Aug. 2001): 93-96.

Fernandez, T.J. "The Potential of *Tinospora rumphii* as an Anthelmintic Against *H. contortus* in Goats." *Vetwork UK* Nov. 1997. www.vetwork.org.uk/pune13.htm#4.

Ganora, Lisa. "The Phytochemistry of Herbs." *HerbalChem*. www.herbalchem.net/GarlicIntroductory.htm. Nov. 2003.

Gilbert, B. "Synergy in Plant Medicines." *Current Medicinal Chemistry* Vol. 10 No. 1 (2003): 13-20.

Githiori, J.B. "Evaluation of Anthelmintic Properties of Some Plants Used as Livestock Dewormers Against *Haemonchus contortus* Infections in Sheep." *Parasitology* Vol. 129 Pt. 2 (Aug. 2004): 245-253.

Graczyk, Shiff, Karreman, Pautz. "Environmental and Geographical Factors Contributing to Watershed Contamination with *Cryptosporidium parvum*

Oocysts." *Environmental Research* Vol. 82: 263-271.

Graczyk, T.K. "Therapeutic Efficacy of Hyperimmune Bovine Colostrum Treatment Against Clinical and Subclinical *Cryptosporidium serpentis* Infections in Captive Snakes." *Veterinary Parasitology* Vol. 74 No. 2-4 (31 Jan. 1998): 123-132.

Graefe, E. "Pharmacokinetics and Bioavailability of Quercetin Glycosides in Humans." *Journal of Clinical Pharmacology* Vol. 41 (2001): 492-499.

Greenspan, P. "Anti-Inflammatory Properties of the Muscadine Grape (*Vitis rotundifolia*)." *J. Agric. Food Chem.* Vol. 53 No. 22 (2 Nov. 2005): 8481-8484.

Gupta, M. "Evaluation of Antipyretic Potential of *Veronia cineria* Extract in Rats." *Phytotherapy Research* Vol. 17 (2003): 804-806.

Haridy, F.M. "Efficacy of Mirazid (*Commiphora molmol*) Against Fascioliasis in Egyptian Sheep." *Journal of Egyptian Society of Parasitology* Vol. 33 No. 3 (Dec. 2003): 917-924.

Hemmatzadeh, F. "Therapeutic Effect of Fig Tree Latex on Bovine Papillomatosis." *J. Vet. Med. B Infect. Dis. Vet. Public Health* Vol. 50 No. 10 (Dec. 2003): 473-476.

Hogan, J.S. "Opsonic Activity of Bovine Serum and Mammary Secretion After *Escherichia coli* J5 Vaccination." *Journal of Dairy Science* Vol. 75 (1992): 72-77.

Hordegen, P. "The Anthelmintic Efficacy of Five Plant Products Against Gastrointestinal Thrichostrongylids in Artificially Infected Lambs." *Veterinary Parasitol* Vol. 117 No.1-2 (3 Nov. 2003): 51-60.

Hulse, E.C. and Lancaster, J.E. "The Treatment with Nisin of Chronic Bovine Mastitis Caused by *Strep. uberis* and *Staphylococci*." *Veterinary Record* Vol. 63 No.29 (21 July 1951): 477-480.

Husu, J. "Production of Hyperimmune Bovine Colostrum Against *Campylobacter jejuni*." *Journal of Applied Bacteriology* Vol. 74 No. 5 (May 1993): 564-569.

Jones, G.E. "Protection of Lambs Against Experimental Pneumonic Pasteurellosis by Transfer of Immune Serum." *Veterinary Microbiology* Vol. 20 (1989): 59-71.

Karreman, H.,V.M.D. "Can Cows on Organic Dairy Farms Compete?" *Hoard's Dairyman* Vol. 148 No. 12 (July 2003): 453.

Karreman, H., V.M.D. "Macroscopic Aspects of Dairy Farm Health." *Biodynamics* No. 234 (Mar./Apr. 2001): 3-8.

Karreman, H., V.M.D. "Snapshot of a Holistic Dairy Practice." *JAHVMA* Vol. 20 No. 4: 25-31.

Karreman, Wentink, Wensing. "Using Serum Amyloid A to Screen Dairy Cows for Sub-clinical Inflammation." *Veterinary Quarterly* Vol. 22 (2000): 175-8.

Kohlert, C. "Bioavailability and Pharmacokinetics of Natural Volatile Terpenes in Animals and Man." *Planta Medica* Vol. 66 No. 6 (Aug. 2000): 495-505.

Kohlert, C. "Systemic Availability and Pharmacokinetics of Thymol in Humans." *Journal of Clinical Pharmacology* Vol. 42 No. 7 (July 2002): 731-737.

Koko, W.S. "Evaluation of Oral Therapy on Mansonial Schistosomiasis Using Single Dose of Balantines aegyptiaca Fruits and Praziquantel." *Fitoterapia* Vol. 76 No. 1 (2005): 30-34.

Koll, K. "Validation of Standardized High-Performance Thin-Layer Chromatographic Methods for Quality Control and Stability Testing of Herbals." *Journal of AOAC International* Vol. 86 No. 5 (Sep.-Oct. 2003): 909-915.

Larkins, N. "Potential Implications of Lactoferrin as a Therapeutic Agent." *American Journal of Veterinary Research* Vol. 66 No. 4 (Apr. 2005): 739-742.

Li, L.W. "Anti-Inflammatory Activity, Cytotoxicity and Active Compounds of *Tinospora smilacina* Benth." *Phytotherapy Research* Vol. 18 No. 1 (2004): 78-83.

Loew, D. "Approaching the Problem of Bioequivalence of Herbal Medicinal Products." *Phytotherapy Research* Vol. 16 (2002): 705-711.

Malinowski, E. "The Use of Some Immunomodulators and Non-Antibiotic Drugs in a Prophylaxis and Treatment of Mastitis." *Polish Journal of Veterinary Sciences* Vol. 5 No. 3 (2002): 197-202.

Marley, C.L. "The Effect of Birdsfoot Trefoil (*Lotis corniculatus*) and Chicory (*Cichorium intybus*) on Parasite Intensities and Performance of Lambs Naturally Infected with Helminth Parasites." *Veterinary Parasitology* Vol. 112 No. 1-2 (28 Feb. 2003): 147-155.

Massoud, A. "Treatment of Egyption Dicrocoeliasis in Man and Animals with Mirazid." *Journal of Egyptian Society of Parasitology* Vol. 33 No. 2 (Aug. 2003): 437-442.

Mbaria, J.M. "Comparative Effect of Pyrethrum Marc with Albendazole Against Sheep Gastrointestinal Nematodes." *Tropical Animal Health and Production* Vol. 30 No. 1 (Feb. 1998): 17-22.

McCurdy, C.R. "Analgesic Substances Derived From Natural Products (Nutraceuticals)." *Life Sciences* Vol. 78 No. 5 (22 Dec. 2005): 476-484.

Molan, A.L. "Effect of Condensed Tannins Extracted from Four Forages on the Viability the Larvae of Deer Lungworms and Gastrointestinal Nematodes." *Veterinary Record* Vol. 147 No. 2 (8 July 2000): 44-48.

Molan, A.L. "The Effect of Condensed Tannins from Seven Herbage on *Trichostrongyle colubriformis* Larval Migration in vitro." *Folia Parasitologica* Vol. 47 No. 1 (2000): 39-44.

Muruganandan, S. "Anti-Inflammatory Activity of *Syzygium cumini* Bark." *Fitoterapia* Vol. 72 No. 4 (May 2001): 369-375.

Naciri, M. "Treatment of Experimental Ovine Cryptosporidiosis with Ovine or Bovine Hyperimmune Colostrum." *Veterinary Parasitology* Vol. 53 No. 3-4 (June 1994): 173-190.

Naresh, R. "Clinical Management of Sarcoptic Mange in Indian Buffalo Calves with a Botanical Ointment." *Veterinary Record* Vol. 156 No. 21(2005): 684-685.

Niezen, J.H. "The Effect of Feeding Sulla (*Hedysarum coronarium*) or Lucerne (*Medicago sativa*) on Lamb Parasite Burdens and Development of Immunity to Gastrointestinal Nematodes." *Veterinarian Parasitology* Vol. 105 No. 3 (2 May 2002): 229-245.

Olsen, E.J. "Effects of an Allicin-Based Product on Cryptosporidiosis in Neonatal Calves. *JAVMA* Vol. 212 No.7 (Apr. 1998).

Onyeyili, P.A. "Anthelmintic Activity of Crude Aqueous Extract of *Nauclea latifolia* Stem Bark Against Ovine Nematodes." *Fitoterapia* Vol 72 No. 1 (Jan. 2001): 12-21.

Ormrod, D.J. and Miller, T.E. "A Low Molecular Weight Component Derived from the Milk of Hyperimmunised Cows Suppresses Inflammation by Inhibiting Neutrophil Emigration." *Agents Action* Vol. 37 No. 1-2 (Sep. 1992): 70-79.

Paolini, V. "In vitro Effects of Three Woody Plant and Sainfoin Extracts on 3rd Stage Larvae and Adult Worms of Three Gastrointestinal Nematodes." *Parasitology* Vol. 129 Pt. 1 (Jul. 2004): 69-77.

Pessoa, L.M. "Anthelmintic Activity of Essential Oil of *Ocimum gratissimum* Linn. and Eugenol against *Haemonchus contortus*." *Veterinarian Parasitol* Vol. 109 No.1-2 (16 Oct. 2002): 59-63.

Quintus, J. "Urinary Excretion of Arbutin Metabolites after Oral Administration of Bearberry Leaf Extracts." *Planta Medica* Vol. 71 (2005): 147-152.

Reichling, J. "Topical Tea Tree Oil Effective in Canine Localized Pruritic Dermatitis – A Multi-Centre Randomized Double-Blind Controlled Clinical Trial in the Veterinary Practice." *Dtsch. Tierarztl. Wochenschr.* Vol. 111 No. 10 (Oct. 2004): 408-414.

Protocol Journal of Botanical Medicine, The. Vol. 1 No. 4 (Spring 1996). (BM)

Robert, A.M. "Protection of Cornea Against Proteolytic Damage. Experimental of Procyanidolic Oligomers (PCO) on Bovine Cornea." *J. Fr. Ophthalmol.* Vol. 25 No. 4 (Apr. 2002): 351-355.

Rosengarten, F. "A Neglected Mayan Galactogogue – Ixbut (*Euphorbia lancifolia*)." *Journal of Ethnopharmacology* Vol. 5 No. 1 (Jan. 1982): 91-112.

Ross, R.P. "Developing Applications for Lactococcal Bacteriocins." *Antonie Van Leeuwenhoek* Vol. 76 (1999): 337-346.

Roth, J.A. "Enhancement of Neutrophil Function by Ultrafiltered Bovine Whey." *Journal of Dairy Science* Vol. 84 (2001): 824-829.

Saha, A. "Anti-Inflammatory, Analgesic and Diuretic Activity of *Polygonum lanatum* Roxb." *Pakistan Journal of Pharmaceutical Sciences* Vol. 18 No.4 (Oct. 2005): 13-17.

Sayyah, M., Hadidi, N., and Kamalinejad, M. "Analgesic and Anti-Inflammatory Activity of *Lactuca sativa* Seed Extract in Rats." *Journal of Ethnopharmacology* Vol. 92 No. 1-2 (June 2004): 325-329.

Sharma, S. "Pharmacokinetic Study of 11-Keto Beta-Boswellic Acid." *Phytomedicine* Vol. 11 No. 2-3 (Feb. 2004): 255-260.

Sheikh, A. "Passive Immunotherapy in Neonatal Calves – I. Safety and Potency of a *J5 Escherichia coli* Hyperimmune Plasma in Neonatal Calves." *Vaccine* Vol. 13 No. 15 (1995): 1449-1453.

Shen, C.L. "Comparative Effects of Ginger Root (*Zingiber officinale* Rosc.) on the Production of Inflammatory Mediators in Normal and Osteoarthritic Sow Chondrocytes." *J. Med Food.* Vol. 8 No. 2 (Sum. 2005): 149-153.

Sirtori, C. "Aescin: Pharmacology, Pharmacokinetics and Therapeutic Profile." *Pharmacological Research* Vol. 44 No. 3 (2001).

Slobodnikova, L. "Antimicrobial Activity of *Mahonia aquifolium* Crude Extract and Its Major Isolated Alkaloids." *Phytotherapy Research* Vol. 18 (2004): 674-676.

Stelwagen, K. and Ormrod, D.J. "An Anti-Inflammatory Component Derived from Milk of Hyperimmunised Cows Reduces Tight Junction Permeability in vitro." *Inflamm. Res.* Vol. 47 (1998): 384-388.

Tedesco, D. "Silymarin, a Possible Hepatoprotector in Dairy Cows: Biochemical and Histological Observations." *Journal of Veterinary Medicine Series A* Vol. 51 (2004): 85-89.

Tzamaloukas, O. "The Consequences of Short-Term Grazing of Bioactive Forages on Established Adult and Incoming Larvae Populations of *Teladorsagia circumcincta* in Lambs." *International Journal for Parasitology* Vol. 35 (2005): 329-335.

Uddin, Q. "Antifilarial Potential of the Fruits and Leaves Extracts of *Pongamia pinnata* on Cattle Filarial Parasite *Setaria cervi*." *Phytotherapy Research* Vol. 17 (2003): 1104-1107.

Yagi, A. "Antioxidant, Free Radical Scavenging and Anti-Inflammatory Effects of Aloesin Derivatives in *Aloe vera*." *Planta Medica* Vol. 68 (2002): 957-960.

Yong, L. "Enteric Disposition and Recycling of Flavanoids and Ginkgo Flavanoids." *Journal of Alternative and Complementary Medicine* Vol. 9 No. 5 (2003): 631-640.

Zhang, B. "Gaultherin, a Natural Salicylates Derivative from *Gaultheria yunnanensis*: Towards a Better Non-Steroidal Anti-Inflammatory Drug." *European Journal of Pharmacology* Vol. 530 No. 1-2 (13 Jan. 2006): 166-171.

Zhang, Y.H. "In vitro Inhibitory Effects of Bergenin and Norbergenin on Bovine Adrenal Tyrosine Hydroxylase." *Phytotherapy Research* Vol. 17 No. 8 (Sep. 2003): 967-969.